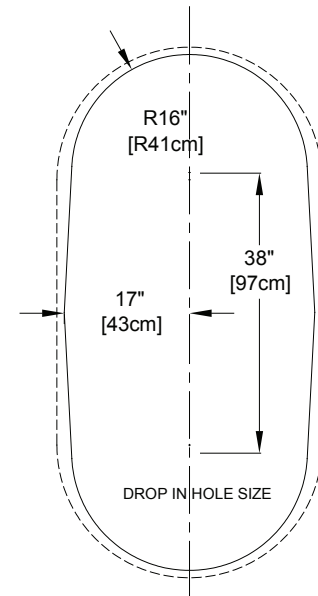
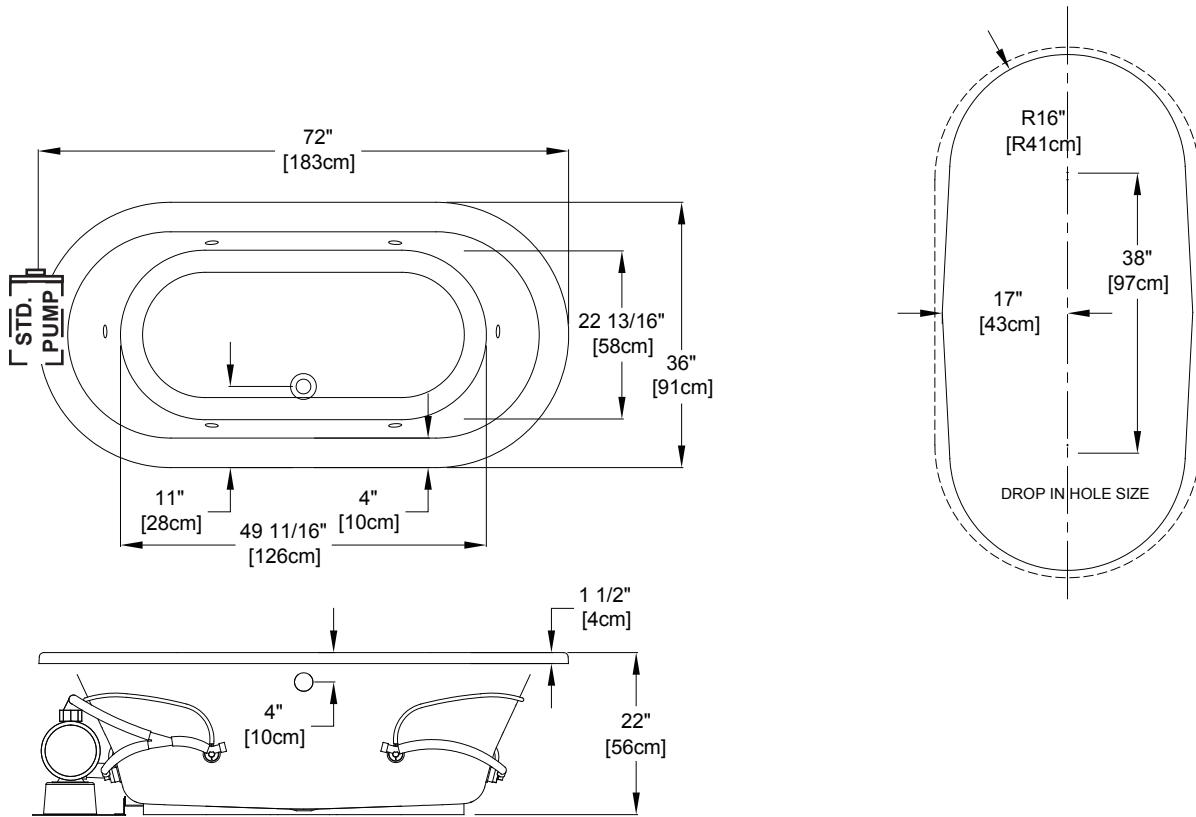


forma[®] Collection Specifications

Whirlpool & Soaking-AC630



THIS BATH IS SHOWN WITH THE STANDARD 1 1/2" LIP HEIGHT.
For the optional 3" lip height, please see the next page.



Note: The pump extends approximately 1" past the end radius of the bath. This requires angling the bath into the drop-in hole.



NOTE: To accommodate customer preferences, the control keypad are **not** factory installed on the bath deck. A six (6) foot cable with installation instructions for connecting the control keypad to the control box are provided with all baths.

Patents received or pending. Note: Dimensional Tolerances: ±1/4"

Drop-in-Hole Size:	See Diagram
Operating Capacity:	49 Gal.
Overflow Capacity:	75 Gal.
Floor Loading / sq.ft.:	52.3 lbs.
Carton Wt (WP/Soaking):	126 / 113 lbs.
Cube:	39.8 ft. ³

Construction: Fiberglass reinforced acrylic bath with Level Form™ full-support base.

We provide products listed with Intertek ETL SEMKO (Edison Testing Laboratories) U.S. and Canadian and with International Association of Plumbing and Mechanical Officials (IAPMO). Consult factory with your listing requirements.

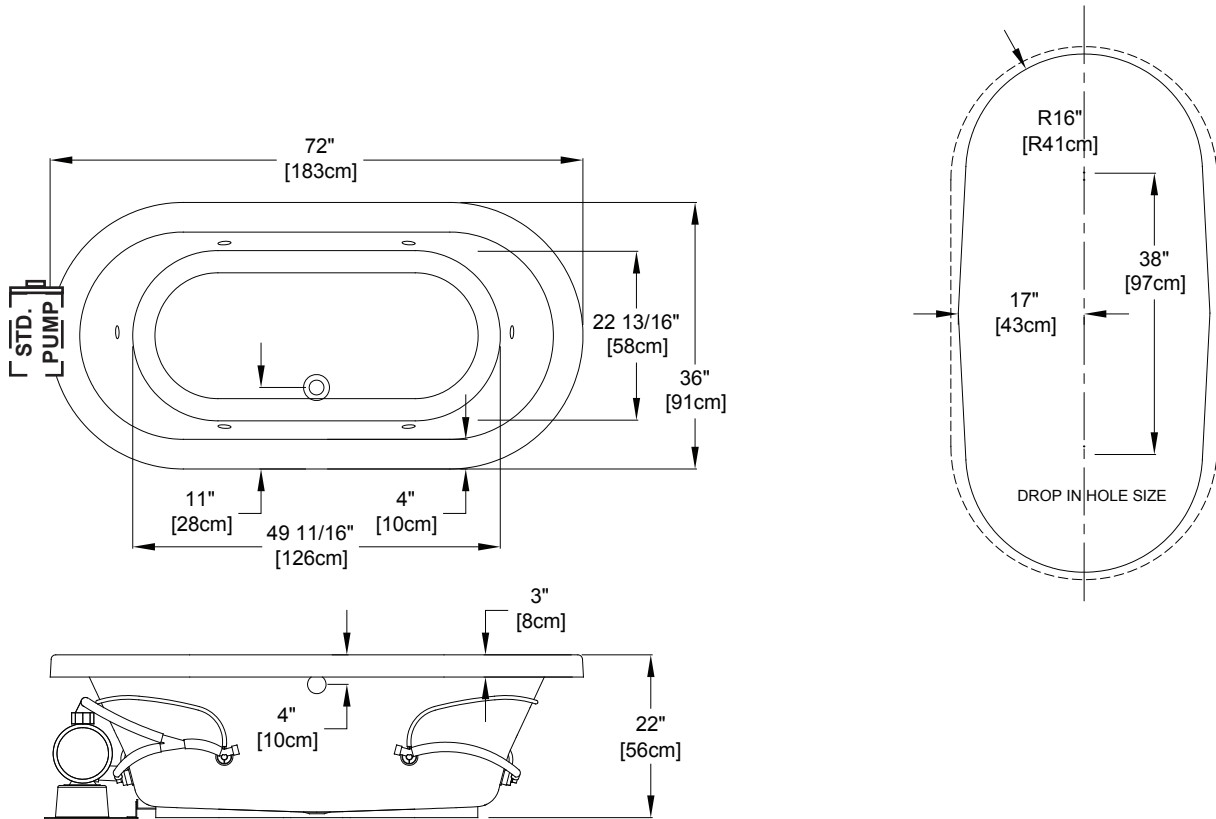
Standard	 <p>A 120v system that includes a 1 1/2 HP, 1-speed pump; an electronic control with a low water level sensor to prevent the pump from operating without water, and a 20-minute timer. The keypad also operates the optional LED Chromotherapy mood light. Requires (1) 20A, 120v circuit. If optional heater is added, (2) 20A, 120v circuits are required.</p>
Signature	 <p>A 240v system that includes a quiet 1 1/2 HP 3-speed pump; digital control with LCD display window, Automatic Ozone System, low water level and water temperature sensors, 20-minute timer, automatic 1.5 kw heater, and a front access Chromotherapy mood light. Bath control keypad operates bath pump, underwater mood light, optional jetted neck pillow and shows water temperature, pump speeds, and time remaining. Includes a floating Universal Remote Control that operates all functions of pump and LED Chromotherapy mood light, plus TV, DVD, CD, etc. Requires (1) 20A, 240v circuit.</p>

forma[®] Collection Specifications

Whirlpool & Soaking- AC630



THIS BATH IS SHOWN WITH THE OPTIONAL 3" LIP HEIGHT.
 For the standard 1 1/2" lip height, please see previous page.



Note: The pump extends approximately 1" past the end radius of the bath. This requires angling the bath into the drop-in hole.



NOTE: To accommodate customer preferences, the control keypad are **not** factory installed on the bath deck. A six (6) foot cable with installation instructions for connecting the control keypad to the control box are provided with all baths.

Patents received or pending. Note: Dimensional Tolerances: ±1/4"

Drop-in-Hole Size:	See Diagram
Operating Capacity:	49 Gal.
Overflow Capacity:	75 Gal.
Floor Loading / sq.ft.:	52.3 lbs.
Carton Wt (WP/Soaking):	126 / 113 lbs.
Cube:	39.8 ft. ³

Construction: Fiberglass reinforced acrylic bath with Level Form™ full-support base.

We provide products listed with Intertek ETL SEMKO (Edison Testing Laboratories) U.S. and Canadian and with International Association of Plumbing and Mechanical Officials (IAPMO). Consult factory with your listing requirements.

Standard	 <p>A 120v system that includes a 1 1/2 HP, 1-speed pump; an electronic control with a low water level sensor to prevent the pump from operating without water, and a 20-minute timer. The keypad also operates the optional LED Chromatherapy mood light. Requires (1) 20A, 120v circuit. If optional heater is added, (2) 20A, 120v circuits are required.</p>
Signature	 <p>A 240v system that includes a quiet 1 1/2 HP 3-speed pump; digital control with LCD display window, Automatic Ozone System, low water level and water temperature sensors, 20-minute timer, automatic 1.5 kw heater, and a front access Chromatherapy mood light. Bath control keypad operates bath pump, underwater mood light, optional jetted neck pillow and shows water temperature, pump speeds, and time remaining. Includes a floating Universal Remote Control that operates all functions of pump and LED Chromatherapy mood light, plus TV, DVD, CD, etc. Requires (1) 20A, 240v circuit.</p>