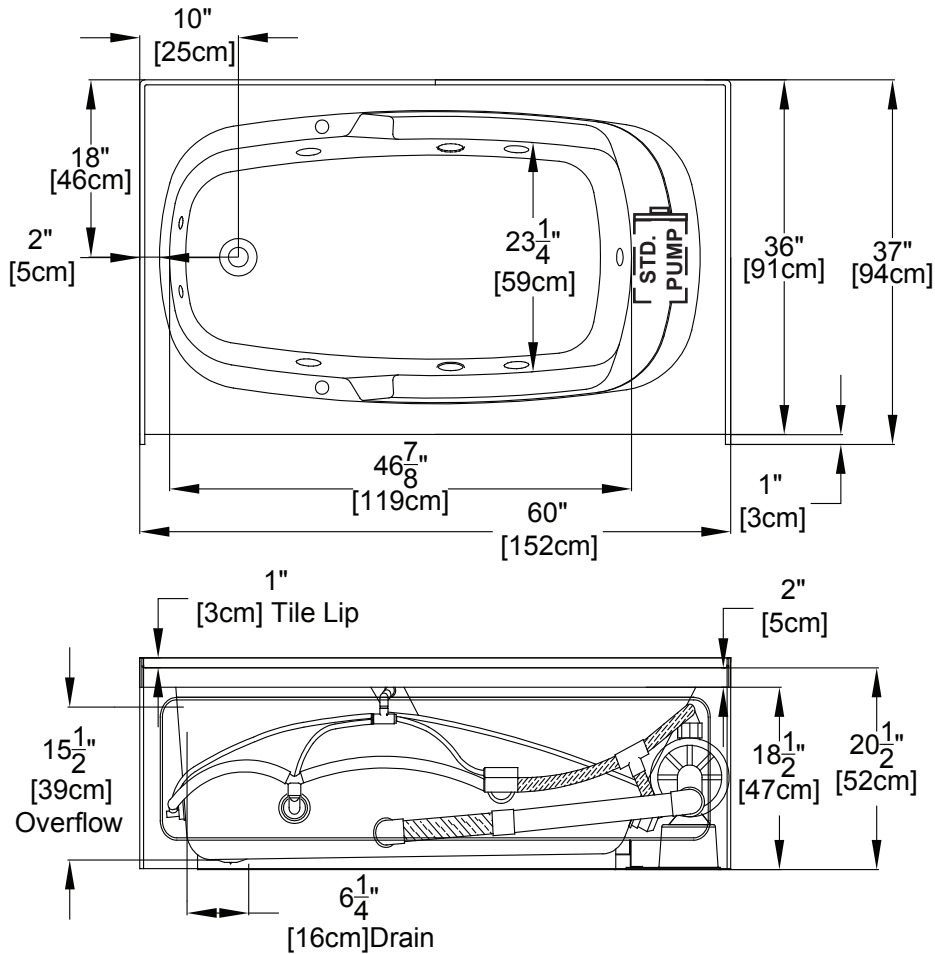


## Designer Collection Specifications

# Whirlpool & Soaking - EM530

## SL/SR






Patents received or pending.

Note: Dimensional Tolerances: ±1/4"

<b>Drop-in-Hole Size:</b>	N/A
<b>Operating Capacity:</b>	37 Gal.
<b>Overflow Capacity:</b>	56 Gal.
<b>Floor Loading/sq.ft.</b>	
<b>(WP/Soaking):</b>	48.8/45.8 lbs.
<b>Carton Wt. (WP/Soaking):</b>	127/91 lbs.
<b>Cube:</b>	31.3 ft. <sup>3</sup>

**Construction:** Fiberglass reinforced acrylic bath with Level Form™ full-support base.

*We provide products listed with Intertek ETL SEMKO (Edison Testing Laboratories) U.S. and Canadian and with International Association of Plumbing and Mechanical Officials (IAPMO). Consult factory with your listing requirements.*

<b>Standard</b>		A 120V system that includes a quiet 1-1/2 HP, 1-speed whirlpool pump; an electronic control with a low water level sensor to prevent the pump from operating without water; and a 20-minute timer. The keypad also operates the optional LED Chromotherapy mood light.
<b>Premier</b>		A 120V system that includes a whisper quiet 1-1/2 HP, 1-speed combination whirlpool pump/heater, Chromotherapy mood light, Automatic Ozone System; an electronic control with a low water level sensor to prevent the pump from operating without water; and a 20-minute timer. The keypad also operates the LED Chromotherapy mood light.
<b>Signature</b>		A 240V system that includes a quiet 1-1/2 HP, 3-speed whirlpool pump, Chromotherapy mood light, Automatic Ozone System, Automatic 1.5kW Heater; a digital control with LCD display window; low water level and water temperature sensors; and a 20-minute timer. Control keypad operates the pump, LED Chromotherapy mood light, optional Jetted Neck Pillow and shows water temperature, pump speed and time remaining. Includes a floating Universal Remote Control that operates all functions of pump and LED Chromotherapy mood light plus TV, DVD, CD, etc.