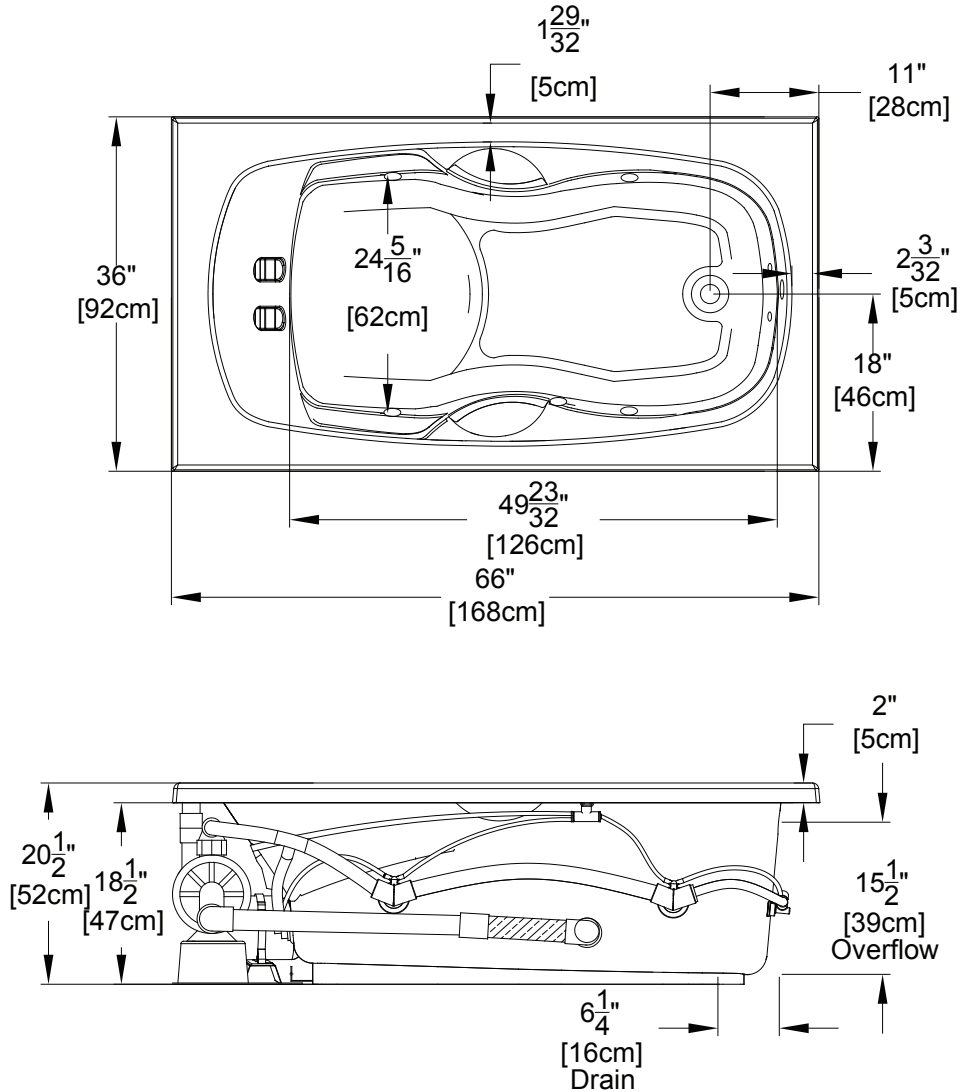


## Designer Collection Specifications

# Air-Whirlpool - ES553





Patents recieved or pending.

Note: Dimensional Tolerances: ±1/4"

<b>Drop-in-Hole Size:</b>	n/a
<b>Operating Capacity:</b>	47 Gal.
<b>Overflow Capacity:</b>	67 Gal.
<b>Floor Loading / sq.ft.:</b>	55.0 lbs.
<b>Carton Weight:</b>	185 lbs.
<b>Cube:</b>	34.3 ft. <sup>3</sup>

**Construction:** Fiberglass reinforced acrylic bath with Level Form™ full-support base.

We provide products listed with Intertek ETL SEMKO (Edison Testing Laboratories) U.S. and Canadian and with International Association of Plumbing and Mechanical Officials (IAPMO). Consult factory with your listing requirements.

<b>Standard</b>		<p>A 120v system that includes a quiet 1 1/2 HP, 1-speed pump, and a 1 HP variable speed air blower with integral air heater and automatic purge cycle. Control keypad operates blower and blower speed for Continuous, Pulse, or Wave massage modes, pump, 20-minute timer and the optional LED Chromatherapy mood light. Requires (1) 15A and (1) 20A, 120v circuit. If optional heater is added, then (1) 15A and (1) 30A, 120v circuit is required.</p>
<b>Signature</b>		<p>A 240v system that includes a quiet 1 1/2 HP, 3-speed pump; 1 HP variable speed air blower with integral air heater, a front access LED Chromatherapy mood light, a 1.5 kw heater, digital control keypad with LCD display window, Automatic Ozone System, low water level and water temperature sensors, 20-minute timer and an automatic purge cycle. Control keypad also operates the 3-speed pump, LED Chromatherapy light, air blower, blower speed, Continuous, Pulse, or Wave massage modes and the optional jetted neck pillow. Shows water temperature, time remaining and pump/blower speeds. Includes a floating Universal Remote Control that operates all functions of the whirlpool pump, air blower, and LED Chromatherapy mood light plus TV, DVD, CD, etc. Requires (1) 20A, 240v circuit.</p>