

## Standard/Premier Edition MicroSilk<sup>®</sup>-AirMasseur<sup>®</sup> Controls



One main control touchpad mounted on the bath features several icons used by the bather to control the bath. This sheet will outline the functions of the system when a particular icon is pressed. If the icon is lit WHITE, then that particular option is available to operate. If the icon is lit BLUE, that particular option is currently in operation.

Unless otherwise indicated an ON/OFF function will take place with a single press on the button icon. Some functions may require the use of a long press. A built-in timer shuts off the therapy equipment twenty (20) minutes after being activated.

### Standby Mode

In Standby Mode, no icons will be lit so only the JASON logo and non-lit Power icon can be seen. If the keypad is ON but there has been no activity for one (1) hour, the keypad will revert to Standby Mode.

### POWER Icon



The POWER icon will activate the keypad. Once pressed, all available option icons will light WHITE and the POWER icon will light BLUE. Press and hold for two (2) seconds to turn off all equipment and return to Standby Mode.

### AIRMASSEUR<sup>®</sup> Icon



The AIRMASSEUR icon is used to activate the blower and the 20-minute timer. CONSTANT Mode will start with the first press. Additional presses will change to the WAVE and PULSE modes. Once the system returns to Standby mode, the icon will flash GREEN to indicate a purge countdown.

### LED Icon (Premier Edition)



The LED icon will operate the Chromotherapy Mood Lighting system. The LED system will operate for 2 hours before turning OFF. Once pressed, the LED lights will begin a SLOW FADE mode between all the colors. A single press of the icon will progress the light to the next mode or color. Press and hold the icon to cycle through the FADE mode, release the icon to choose any custom color. Order of Colors: Slow Fade Mode, Color Step (changes each second), Purple, Green, Red, Blue, Yellow, White, Off

### Blower SPEED Icon



The SPEED icon is used to increase or decrease the blower speed once the blower is ON. Press and hold to change the blower speed. The POWER icon will flash red once the high or low speed limit has been reached.

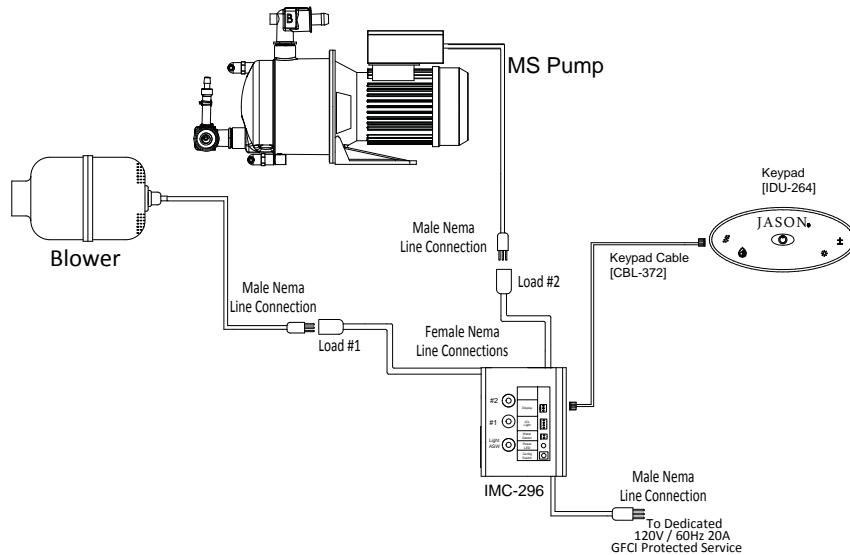
### MICROSILK<sup>®</sup> Icon



The MICROSILK icon is used to activate the Micro-Silk unit and the 20-minute timer. Once pressed, the MicroSilk unit will start.

## MICROSILK<sup>®</sup>-AIRMASSEUR<sup>®</sup> [MA] SYSTEM

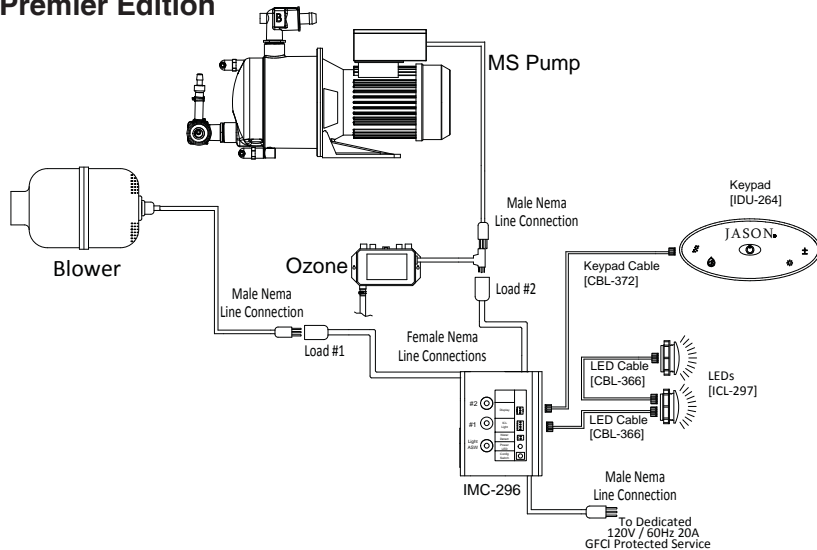
### Standard Edition



### SPECIFICATIONS/FEATURES


- 120V 60Hz 20A
- 1.3HP MicroSilk Pump Unit
- 1HP Air Blower with Heater
- Touch Control
- 20-Minute Timer

### Premier Edition



### SPECIFICATIONS/FEATURES

- 120V 60Hz 20A
- 1.3HP MicroSilk Pump Unit
- 1HP Air Blower with Heater
- Touch Control
- 20-Minute Timer
- Ozone Sanitation System
- (2) LED Mood Lights



### Additional Options Available



### Bluetooth Sound Immersion Speaker System

#### Notes:

A Single Dedicated 120v/60Hz 20A GFCI Protected Service is required for all bath equipment.

Additional options may require multiple outlets be installed on the single service.